









































































Overall results

#	BIB	Name(s)	Nation	Time	D
1	44	 Sean RICE	RSA 	01:15:02.17 <i>SS1 Sen M</i>	
2	46	 Jasper MOCKE	RSA 	01:16:32.19 00:01:30.02 <i>SS1 Sen M</i>	
3	2	 Kenny WALLACE	AUS 	01:16:39.84 00:01:37.67 <i>SS1 Sen M</i>	
4	47	 Dawid MOCKE	RSA 	01:17:39.01 00:02:36.84 <i>SS1 M35-39</i>	
5	48	 Esteban OJEDA	ESP 	01:18:29.22 00:03:27.05 <i>SS1 Sen M</i>	
6	14	 Hirmana FLORES	TAH 	01:18:37.09 00:03:34.92 <i>SS1 U23 M</i>	
7	74	 Walter SÁNCHEZ	ESP 	01:19:17.13 00:04:14.96 <i>SS1 M35-39</i>	
8	31	 Joep BAKEL	NED 	01:20:08.00 00:05:05.83 <i>SS1 Sen M</i>	
9	3	 Lachlan TAME	AUS 	01:20:23.97 00:05:21.80 <i>SS1 Sen M</i>	
10	6	 Kiko Vega	ESP 	01:20:35.35 00:05:33.18 <i>SS1 M35-39</i>	
11	45	 Oscar CHALUPSKY	RSA 	01:21:12.21 00:06:10.04 <i>SS1 M50-54</i>	
12	53	 James FITZSIMMONS	ESP 	01:21:31.03 00:06:28.86 <i>SS1 U23 M</i>	











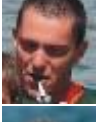













Overall results

#	BIB	Name(s)	Nation	Time	D
13	39	 Artur PEREIRA	POR 	01:21:40.87 00:06:38.70	SS1 U23 M
14	51	 Carlos CEREZO	ESP 	01:22:14.23 00:07:12.06	SS1 Sen M
15	18	 Jonathan SAVIGNY	TAH 	01:22:33.70 00:07:31.53	SS1 Sen M
16	32	 Hugo LIMA	POR 	01:22:56.99 00:07:54.82	SS1 M35-39
17	25	 Robin KOENDERS	NED 	01:23:04.65 00:08:02.48	SS1 Sen M
18	40	 Bruno RAFAEL	POR 	01:23:17.34 00:08:15.17	SS1 Sen M
19	13	 Eric DEANE	TAH 	01:23:21.49 00:08:19.32	SS1 Sen M
20	86	 Luis VENTURA	POR 	01:23:25.65 00:08:23.48	SS1 M35-39
21	17	 Taurai TEITI	TAH 	01:23:46.66 00:08:44.49	SS1 Sen M
22	12	 Teva MOORIA	TAH 	01:23:52.67 00:08:50.50	SS1 M40-44
23	70	 Ion SAGRADO	ESP 	01:23:55.19 00:08:53.02	SS1 M35-39
24	54	 Jonathan LOPEZ	ESP 	01:23:57.60 00:08:55.43	SS1 Sen M

























Overall results

#	BIB		Name(s)	Nation	Time	D
25	16		Honui PARAU	TAH 	01:24:16.07 00:09:13.90	SS1 U23 M
26	19		Taimana MAIHEA	TAH 	01:24:16.62 00:09:14.45	SS1 U23 M
27	87		Carlos PEREZ RIAL	ESP 	01:24:26.79 00:09:24.62	SS1 M35-39
28	60		Joxemari ETXEZARRETA	ESP 	01:24:31.72 00:09:29.55	SS1 M40-44
29	77		Alberto LLERA	ESP 	01:24:55.02 00:09:52.85	SS1 M35-39
30	64		Fernando GOMEZ	ESP 	01:24:55.56 00:09:53.39	SS1 Sen M
31	85		João SANTOS	POR 	01:25:25.64 00:10:23.47	SS1 Sen M
32	79		Gus ENGLAND	GBR 	01:25:34.39 00:10:32.22	SS1 U23 M
33	50		Filipe PORTO	ESP 	01:25:43.36 00:10:41.19	SS1 M40-44
34	5		Vincent NAERT	BEL 	01:25:46.43 00:10:44.26	SS1 M35-39
35	62		Guillermo CALLEJA	ESP 	01:25:47.08 00:10:44.91	SS1 Sen M
36	75		Carlos MEDINA	ESP 	01:26:13.92 00:11:11.75	SS1 M40-44

























Overall results

#	BIB	Name(s)	Nation	Time	D
37	15	 Bill BARFF	TAH 	01:26:22.78 <i>00:11:20.61</i> SS1 M50-54	
38	102	 Michele ERAY	RSA 	01:26:32.97 <i>00:11:30.80</i> SS1 W35-39	
39	58	 Pablo FERNANDEZ	ESP 	01:27:34.67 <i>00:12:32.50</i> SS1 M45-49	
40	80	 Ivan LAWLER	GBR 	01:27:42.87 <i>00:12:40.70</i> SS1 M45-49	
41	30	 Rolph OVERVLIET	NED 	01:28:22.14 <i>00:13:19.97</i> SS1 M45-49	
42	67	 Mikel LAUZIRIKA	ESP 	01:28:46.23 <i>00:13:44.06</i> SS1 M40-44	
43	56	 Francisco CALATAYUD	ESP 	01:28:48.09 <i>00:13:45.92</i> SS1 M55-59	
44	33	 Marco GOMES	POR 	01:28:50.82 <i>00:13:48.65</i> SS1 Sen M	
45	106	 Maggie Hogan	USA 	01:29:02.63 <i>00:14:00.46</i> SS1 W35-39	
46	59	 Fernando PEREZ	ESP 	01:29:36.45 <i>00:14:34.28</i> SS1 M55-59	
47	66	 Jose BERGANTIÑOS	ESP 	01:30:05.87 <i>00:15:03.70</i> SS1 M35-39	
48	34	 Pedro QUINTEIRO	POR 	01:30:11.68 <i>00:15:09.51</i> SS1 Sen M	

























Overall results

#	BIB	Name(s)	Nation	Time	D
49	61	 Manuel MELARA	ESP 	01:30:38.36 <i>00:15:36.19</i>	SS1 M40-44
50	52	 Juan ALONSO	ESP 	01:30:42.84 <i>00:15:40.67</i>	SS1 M45-49
51	83	 Andy BLOW	GBR 	01:31:44.98 <i>00:16:42.81</i>	SS1 M35-39
52	27	 Arjan BLOEM	NED 	01:31:55.92 <i>00:16:53.75</i>	SS1 M35-39
53	104	 Chloe BUNNETT	GBR 	01:32:18.24 <i>00:17:16.07</i>	SS1 W35-39
54	76	 Jose VAQUERO	ESP 	01:32:24.36 <i>00:17:22.19</i>	SS1 M35-39
55	103	 Amaia OLABERRI	ESP 	01:32:37.04 <i>00:17:34.87</i>	SS1 W40-44
56	55	 Borja VALERA	ESP 	01:32:44.05 <i>00:17:41.88</i>	SS1 Sen M
58	41	 Rui CANCIO	POR 	01:33:27.13 <i>00:18:24.96</i>	SS1 M45-49
59	57	 Francisco RUILOBA	ESP 	01:33:35.56 <i>00:18:33.39</i>	SS1 M45-49
60	7	 Acx CIS	BEL 	01:33:40.70 <i>00:18:38.53</i>	SS1 Sen M
61	23	 Marco URBINATI	ITA 	01:34:42.18 <i>00:19:40.01</i>	SS1 M40-44























Overall results

#	BIB	Name(s)	Nation	Time	D
62	21	 Maurizio TOGNACCI	ITA 	01:34:44.25 <i>00:19:42.08</i>	SS1 M55-59
63	101	 Sofia COELHO	POR 	01:35:06.45 <i>00:20:04.28</i>	SS1 Sen W
64	72	 Alejandro PARRON	ESP 	01:35:53.70 <i>00:20:51.53</i>	SS1 M35-39
65	82	 Jonny TYE	GBR 	01:36:08.80 <i>00:21:06.63</i>	SS1 U23 M
66	20	 Michael DOYLE	IRL 	01:36:14.05 <i>00:21:11.88</i>	SS1 M40-44
67	26	 Patrick GROOT	NED 	01:36:27.85 <i>00:21:25.68</i>	SS1 M40-44
68	28	 Hans SMITS	NED 	01:36:34.96 <i>00:21:32.79</i>	SS1 M45-49
69	73	 Pedro MARTINEZ	ESP 	01:36:36.82 <i>00:21:34.65</i>	SS1 M45-49
70	69	 Eneko MORALES	ESP 	01:36:52.79 <i>00:21:50.62</i>	SS1 M35-39
71	78	 Emilio SAAVEDRA	ESP 	01:37:23.75 <i>00:22:21.58</i>	SS1 M50-54
72	92	 Gabriel Campo	ESP 	01:37:26.27 <i>00:22:24.10</i>	SS1 U23 M
73	4	 Couckuit ROBIN	BEL 	01:37:34.80 <i>00:22:32.63</i>	SS1 U23 M



















Overall results

#	BIB	Name(s)	Nation	Time	D
74	11	 Roland AHINKO	FIN 	01:38:11.87 <i>00:23:09.70</i>	SS1 M35-39
75	63	 Vicente ÁLVAREZ	ESP 	01:38:14.94 <i>00:23:12.77</i>	SS1 M40-44
76	65	 Jesus GOMEZ	ESP 	01:38:16.90 <i>00:23:14.73</i>	SS1 M35-39
77	35	 Mario SILVA	POR 	01:38:25.44 <i>00:23:23.27</i>	SS1 M40-44
78	1	 Walter CHALUPSKY	AUS 	01:39:47.91 <i>00:24:45.74</i>	SS1 M50-54
79	22	 Giuliano REMELLI	ITA 	01:39:58.53 <i>00:24:56.36</i>	SS1 M40-44
80	91	 Rubén Millán	ESP 	01:40:27.84 <i>00:25:25.67</i>	SS1 U23 M
81	84	 Guy GILLILAND	USA 	01:40:30.36 <i>00:25:28.19</i>	SS1 M55-59
82	37	 Mário DUARTE	POR 	01:42:04.97 <i>00:27:02.80</i>	SS1 Sen M
84	9	 André HAGLUND	FIN 	01:45:57.94 <i>00:30:55.77</i>	SS1 Sen M
86	38	 Délio COUTINHO	POR 	01:47:34.65 <i>00:32:32.48</i>	SS1 M50-54
87	81	 Robert BLEKER	GBR 	01:47:48.88 <i>00:32:46.71</i>	SS1 Sen M

Overall results

#	BIB	Name(s)	Nation	Time	D
88	43	 Petr POPINOV	RUS 	01:47:57.08 <i>00:32:54.91</i>	SS1 M50-54
89	89	 João Andrade	POR 	01:48:31.87 <i>00:33:29.70</i>	SS1 M45-49
90	49	 Andres FERNANDEZ	ESP 	01:49:11.58 <i>00:34:09.41</i>	SS1 M45-49
57	143	Jose CANOVAS	ESP 	01:53:08.50 <i>00:38:06.33</i>	OC1 M
91	90	 Rui Maio	POR 	01:55:56.81 <i>00:40:54.64</i>	SS1 M40-44
92	8	 Micky MCDONALD	CAN 	01:56:25.91 <i>00:41:23.74</i>	SS1 M55-59
93	24	 Arne ARNE	ITA 	01:57:07.03 <i>00:42:04.86</i>	SS1 M50-54
83	141	 Bruno PEREIRA	POR 	02:05:15.91 <i>00:50:13.74</i>	OC1 M
85	134	Ruben AFONSO	POR 	02:06:01.41 <i>00:50:59.24</i>	SUP 12'6 M
94	131	 Jano RODRIGUES	POR 	02:19:46.08 <i>01:04:43.91</i>	SUP 12'6 M
95	133	 Nuno SOUSA	POR 	02:22:44.61 <i>01:07:42.44</i>	SUP 12'6 M
96	130	 José NETA	POR 	02:24:21.35 <i>01:09:19.18</i>	SUP 12'6 M

Overall results

#	BIB	Name(s)	Nation	Time	D
97	140	 Alexandre CANDON	FRA 	02:40:13.19 01:25:11.02	OC1 M
71		 Rafael TORRIENTES	ESP 		SS1 M45-49 2
29		 Jan-Willem HARTOG	NED 		SS1 Sen M 3
105		 Jenny WILLIAMS	GBR 		SS1 Sen W 3
36		 Orlando SILVA	POR 		SS1 M40-44 3
68		 Eduardo TORRE	ESP 		SS1 M45-49 3
42		 Jorge GOMES	POR 		SS1 M50-54 3
10		 Anders HAGLUND	FIN 		SS1 M65-69 3
132		 Catarina BARROCA	POR 		SUP 12'6 W 3

105